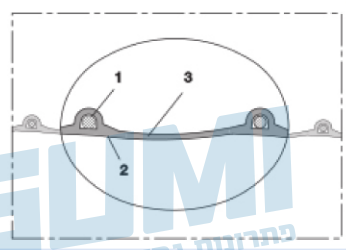



TIMBERDUC® PUR 532 AS (LD)



Antistatic polyurethane hose for the woodworking industry, medium-heavy duty, flame-resistant

Application

- extraction unit, dust collection systems, filter system, oil mist extraction
- explosion hazard area
- wood dust extraction, wood chips: furniture production, saw mill
- wood dust extraction: vertical panel saw, saw, woodworking machine, edge processing machine, parquet flooring grinding machine

Properties

- medium-heavy duty
- highly flexible + compressible 3:1
- abrasion-resistant
- microbe resistant

- good resistance to oil, gasoline, and chemicals
- flame-retardant according to: DIN 4102-B1
- Permanently antistatic wall according to ISO 8031 electrical and surface resistance $<10^9 \Omega$ (according to NFPA 652 $10^8-10^9 \Omega$)
- in accordance with ATEX 2014/34/EU (1999/92/EC) and German TRGS 727: aspiration of combustible dust (zone 22 inside), for conveying of non-flammable liquids, for use in zone 1 and 2 (gases)
- conforms to the safety regulations of the German Wood Trade Association
- conforms to RoHS guideline
- REACH according to --> Technology / Technical Information / REACH

Design

- patented PROTAPE® tape hose
- spring steel wire integrated in wall
- wall: permanently antistatic premium polyurethane (Pre-PUR®), resistant to aggressive wood types and wood preservatives
- wall thickness 0.025 in approx.

Delivery variants

- further diameters and lengths available on request
- transparent + partially silver colored (standard)
- special colors: partially colored, completely colored
- customer-specific branding

Temperature range

- -40°F to 195°F
- short time to 255°F

I.D.	outer Ø	Pressure	Vacuum	Bending radius	Weight	Dimensions in Stock	Production lengths	Order No.
(in / mm)	(in)	(psi)	(inHG)	(in)	(lb/ft)	(ft)	(ft)	
1,5 / 38	1.772	15.447	10.336	1.024	0.168	-	25 50	532-0038-0000
- / 40	1.850	14.794	9.893	1.063	0.175	-	25 50	532-0040-0000
1,75 / 44-45	2.047	13.199	8.859	1.181	0.195	-	25 50	532-0045-0000
2 / 50-51	2.283	11.893	6.497	1.299	0.242	-	25 50	532-0050-0000
- / 55	2.480	10.951	5.906	1.417	0.262	-	25 50	532-0055-0000
2,36 / 60	2.677	9.935	5.315	1.496	0.289	-	25 50	532-0060-0000
2,5 / 63-65	2.874	9.210	4.872	1.614	0.316	-	25 50	532-0065-0000
- / 70	3.071	8.557	4.577	1.693	0.336	-	25 50	532-0070-0000
3 / 75-76	3.268	7.977	4.282	1.811	0.356	-	25 50	532-0075-0000
- / 80	3.465	7.470	3.987	1.890	0.383	-	25 50	532-0080-0000
3,5 / 89-90	3.858	6.672	3.544	2.087	0.423	-	25 50	532-0090-0000
4 / 100-102	4.252	6.019	2.362	2.283	0.444	-	25 50	532-0100-0000
- / 110	4.646	5.439	2.067	2.480	0.491	-	25 50	532-0110-0000
4,5 / 114-115	4.843	5.221	2.067	2.579	0.511	-	25 50	532-0115-0000
4,72 / 120	5.039	5.004	1.919	2.677	0.531	-	25 50	532-0120-0000
5 / 125-127	5.236	4.859	1.919	2.795	0.551	-	25 50	532-0125-0000
- / 130	5.433	4.641	1.772	2.874	0.571	-	25 50	532-0130-0000
5,5 / 140	5.827	4.279	1.624	3.071	0.618	-	25 50	532-0140-0000
6 / 150-152	6.220	3.989	1.624	3.268	0.659	-	25 50	532-0150-0000
6,3 / 160	6.614	3.771	1.477	3.465	0.699	-	25 50	532-0160-0000
- / 170	7.008	3.553	1.477	3.661	0.746	-	25 50	532-0170-0000
- / 175	7.205	3.408	1.329	3.760	0.766	-	25 50	532-0175-0000


Positive and negative pressure ratings are the recommended maximum operating values. Products can be manufactured to meet higher operating values upon request. The bend radius is calculated from the center of the hose in an arched position. Additional information at www.norres.com/us/technology/. NORRES reserves the right to modify technical data at any time. Technical data based on tests at 68°F and are approx. values. Proper use and maintenance of NORRES hoses is the sole responsibility of purchaser and ultimate user of the product. The individual conditions, applications and the number of variables make firm recommendations technically impossible. This information is intended as a general guide only.

TIMBERDUC® PUR 532 AS (LD)



I.D.	outer Ø	Pressure	Vacuum	Bending radius	Weight	Dimensions in Stock	Production lengths	Order No.
(in / mm)	(in)	(psi)	(inHG)	(in)	(lb/ft)	(ft)	(ft)	
7 / 178-180	7.402	3.336	1.329	3.858	0.786	-	25 50	532-0180-0000
8 / 200-203	8.189	3.046	0.886	4.252	1.035	-	25 50	532-0200-0000
- / 225	9.173	2.683	0.738	4.764	1.176	-	25 50	532-0225-0000
9 / 228-229	9.291	2.683	0.738	4.823	1.190	-	25 50	532-0228-0000
- / 250	10.157	2.393	0.738	5.236	1.277	-	25 50	532-0250-0000
10 / 254	10.315	2.321	0.738	5.315	1.297	-	25 50	532-0254-0000
- / 275	11.142	2.176	0.591	5.728	1.418	-	25	532-0275-0000
11 / 280	11.339	2.176	0.591	5.827	1.445	-	25	532-0280-0000
- / 300	12.165	2.031	0.591	6.260	1.700	-	25	532-0300-0000
12 / 305	12.362	2.031	0.591	6.378	1.727	-	25	532-0305-0000
- / 315	12.756	1.958	0.591	6.575	1.781	-	25	532-0315-0000
- / 325	13.150	1.886	0.591	6.772	1.841	-	25	532-0325-0000
- / 350	14.134	1.740	0.591	7.244	1.983	-	25	532-0350-0000
14 / 356	14.370	1.740	0.591	7.362	2.016	-	25	532-0356-0000
- / 400	16.102	1.523	0.443	8.228	2.258	-	25	532-0400-0000
16 / 405-406	16.339	1.523	0.443	8.346	2.292	-	25	532-0406-0000

Accessories



CLAMP 210 BRIDGE CLAMP



CONNECT 270-271



CONNECT 223




CLAMP 212



CLAMP 213



CLAMP 217



CONNECT 228

Positive and negative pressure ratings are the recommended maximum operating values. Products can be manufactured to meet higher operating values upon request. The bend radius is calculated from the center of the hose in an arched position. Additional information at www.norres.com/us/technology/. NORRES reserves the right to modify technical data at any time. Technical data based on tests at 68 °F and are approx. values. Proper use and maintenance of NORRES hoses is the sole responsibility of purchaser and ultimate user of the product. The individual conditions, applications and the number of variables make firm recommendations technically impossible. This information is intended as a general guide only.